







## Horslev C of E Primary School

### Theme Overview

“That’s All Folks” is a thematic unit based around the history and development of animation and cartoons. We start by learning about the beginnings of animation, looking at zoetropes and flip books, before moving on to the dawn of the Disney age. Then, the process of animation is explored further, with an opportunity to exchange design ideas and create our own animated films.

### Recommended Reading...



Access books online for free through Hampshire School Library Service. Ask your child’s teacher for their barcode/login information.

### What we should know...


## The history of animation

**Zoetropes** were invented in China around 180 AD. A zoetrope is a round drum with slits in the side around the top, and a sequence of pictures, each one slightly different to last, around the bottom. If you spin it and look through the slits, the pictures look as if they are moving.

**Flip-Book** animation goes back hundreds of years and is still used today. It is done by drawing a sequence of pictures, each one having moved slightly compared to the last one, over several pages of the book. When the pages are flicked very fast, the picture all show so quickly, one after the other, it makes it look like there is one moving image going through the book.

**Stop-motion** animation is when you take pictures of an object, moving it slightly between each shot. When the pictures are put together in sequence, the object appears to be moving! The first ever stop-motion animation dates back to the 1800s. They are usually made with models of people or animals that have been designed especially for the animation, but you can use any object, even cut-out pictures of people or animals

**Film cartoons** were made worldwide by Walt Disney studios. Mickey Mouse is the main Disney character and one of the most famous cartoon characters in the world. He has appeared in hundreds of cartoons, films, magazines, books and video games. Mickey Mouse was created by Walt Disney and his friend, Ub Iwerks, at Walt Disney Studios in 1928. His first appearance was in a short film called ‘Steamboat Willie’. Since then, Mickey Mouse has changed a lot!



### Film Animators

**Walt Disney and Ub Iwerks**—Mickey Mouse

**Nick Park** (Aardman Studios) - Wallace and Gromit

**Pixar and Dreamworks** are probably the most famous 3D animation companies worldwide



### Ways of Creating Animation 2D—

using a computer or a pencil and paper **3D—**  
using special advanced computer software

**Stop-motion**—using a camera to create a sequence of pictures with models and props.



## Key Vocabulary you should discuss with your child

**2D animation:** lots of pictures of a character, which form a moving figure in a flattened space when they are all put together

**3D animation:** on a computer, where a character is created and made to move in a dimensional world that feels more real

**Aardman:** a British animation studio based in Bristol, famous for making films using stop-motion clay animation techniques, like Wallace and Gromit.

**Animation:** an illusion of movement through a sequence of successive photos or images

**Animator:** a person who makes animated films

**Cartoon:** a film using animation techniques to photograph a sequence of drawings rather than real people or objects

**Disney:** United States film maker, who made animated cartoons famous, and created character such as Mickey Mouse and Donald Duck

**Flip Book:** a book with a series of pictures that vary slightly from one page to the next, so that, when the pages are turned quickly, it looks like the picture is moving

**Pixar:** an American computer animation film studio based in California, famous for films like 'Finding Nemo' and 'Monsters Inc.'

**Stop-motion:** animation that is captures one frame at a time, with physical objects that are moved between frames

**Studio:** a room/building where an artist, sculptor, photographer or musician etc. works

**Zoetrope:** a vintage (from 1830s) toy cylinder with slits cut vertically in the sides. You look through the slits to see a picture behind, which appears to move as the cylinder turns.

## Concept Flow

- To know the meaning of the word 'animation'
- To know about how animation began
- To know about how animation developed
- To know about different animation techniques
- To know how to create a simple animation



Please talk to your children about the information on this sheet. The more children discuss their learning the more likely they are to embed the learning to their memory. If you have any questions please don't hesitate to contact your child's class teacher.